

How to find Oracle on a Desktop Computer

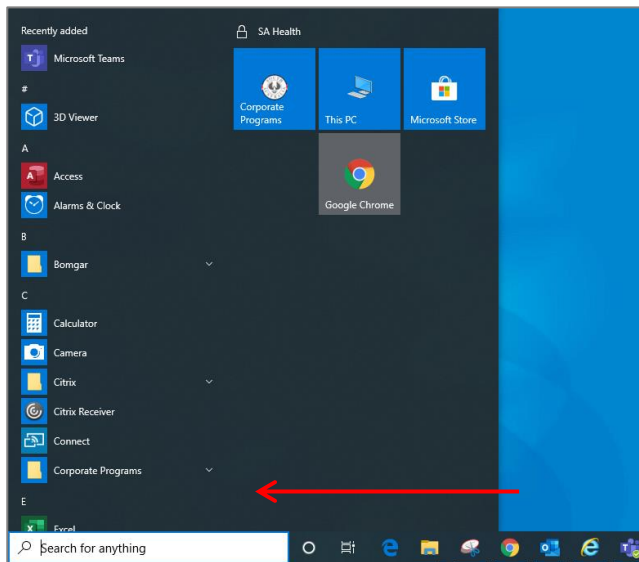
To find Oracle on a desktop computer, please follow the steps below

Quick Find

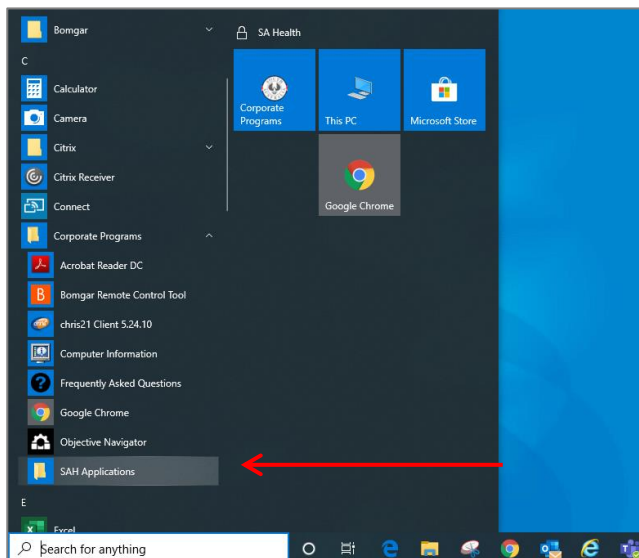
- > Open the *Windows* icon on the bottom left hand of screen in the task bar



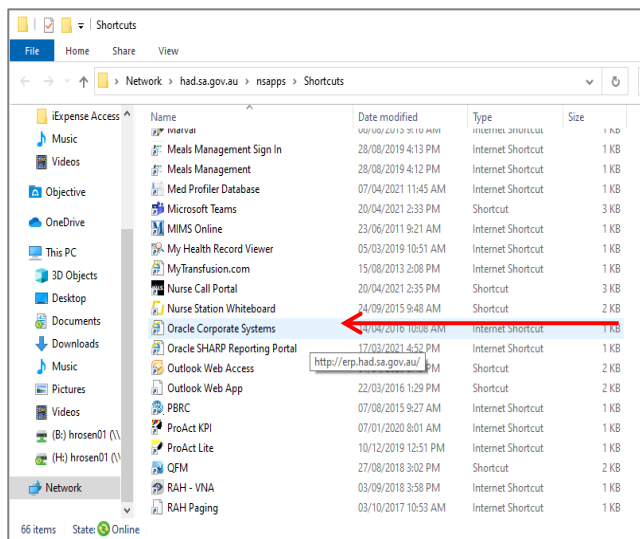
- > Select *Corporate Programs* arrow



- > In *Corporate Programs*, select *SAH Applications*



- > In *SAH Applications* scroll down and select *Oracle Corporate Systems* to open up the log in page



- > Oracle should only be accessed and logged into with *Microsoft Edge Browser* (do not use Firefox, Internet Explorer or Google Chrome)



- > To access Oracle, log in using your HAD ID and password

Government of South Australia
SA Health

Sign In

Oracle Corporate Systems

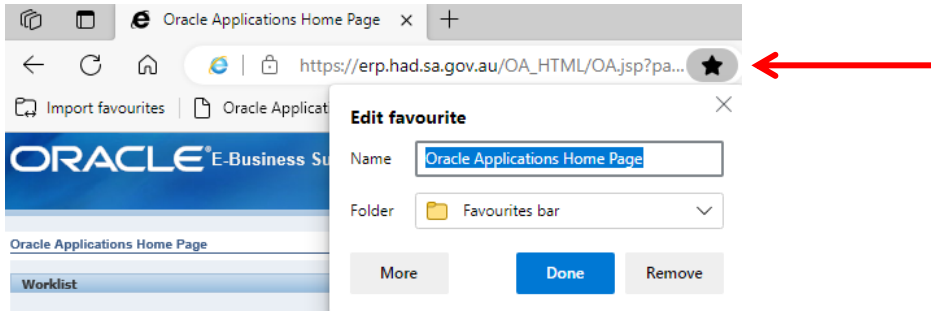
Enter your Single Sign-On user name and password to sign in.

User Name


Password

Login

- > For future quick access to Oracle, save to favourites in *Microsoft Edge*
- > To do this use the Star button indicated in the top right hand corner of screen (see overleaf)



- > Select the *Done* button and the quick link for future access should now be visible



For more information

Medical Officer Professional Development Reimbursement System (MOPDRS)
Clinical System Support & Improvement, SA Health
Health.PDR reimbursement@sa.gov.au
sahealth.sa.gov.au/reimburseme

For Official Use Only-A1-I1

© Department for Health and Wellbeing, Government of South Australia. All rights reserved.

How to find Oracle on a Desktop Computer.docx
Last updated 12-Sep-23



www.ausgoal.gov.au/creative-commons



Government of South Australia

SA Health