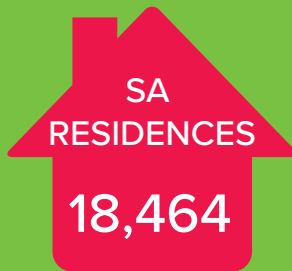


# RESIDENT & VILLAGE DEMOGRAPHICS



AVERAGE AGE AT ENTRY **71**



LIVING ALONE

**57%**



BORN IN AUSTRALIA

**71%**



PENSIONERS

**80%**

## About the Survey

2,154 RESPONSES

240 RETIREMENT VILLAGES REPRESENTED

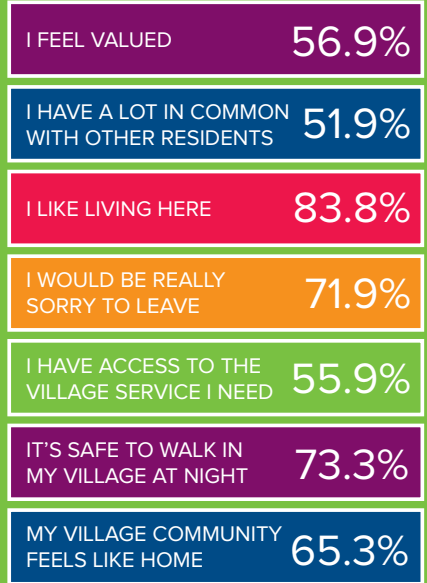
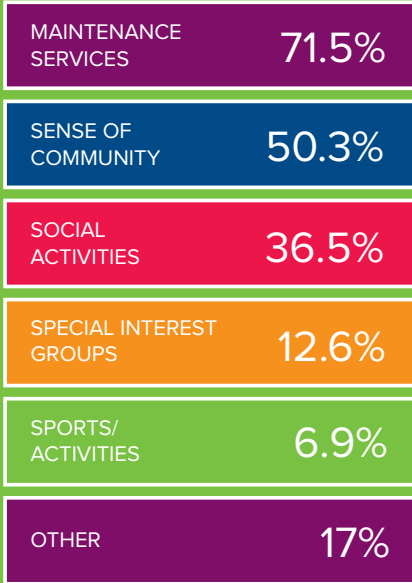
# VILLAGE LIFE



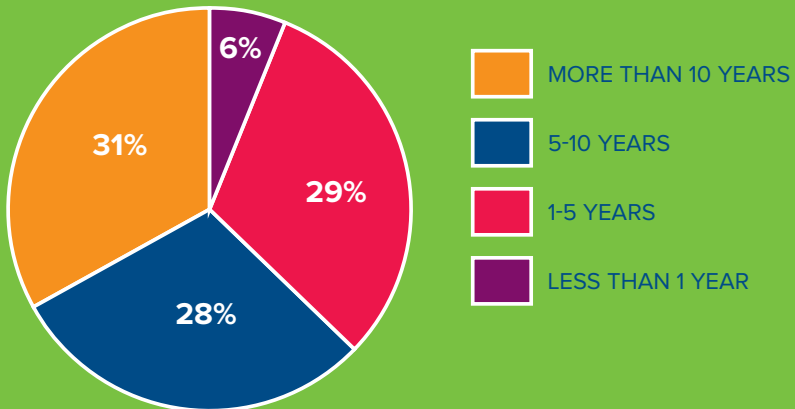
LIKES



ATTITUDES



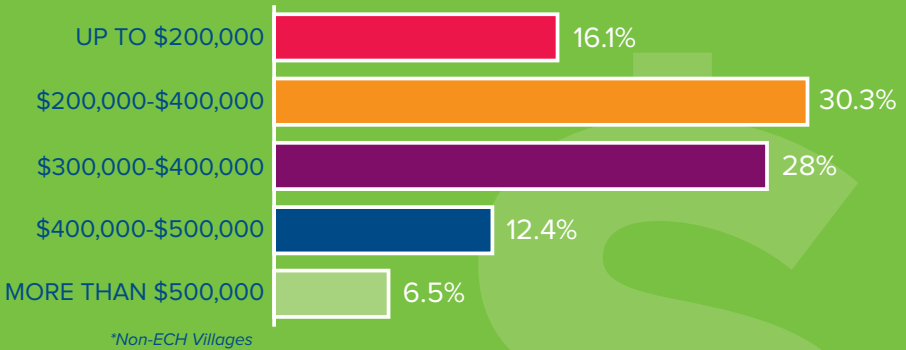
## LENGTH OF RESIDENCE



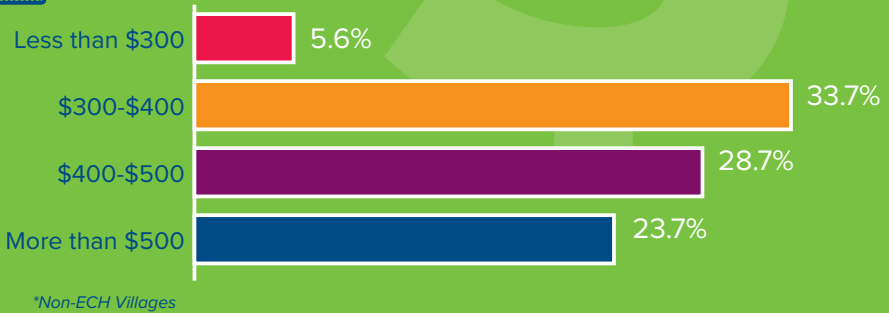
# COSTS



## BUY-IN COST



## ONGOING COSTS Per Month



## WHAT'S INCLUDED



GARDEN MAINTENANCE

**84.1%**



COMMUNAL FACILITIES MAINTENANCE

**81.3%**



HOME MAINTENANCE

**76.6%**



WATER AND UTILITIES

**70.7%**



RATES AND TAXES

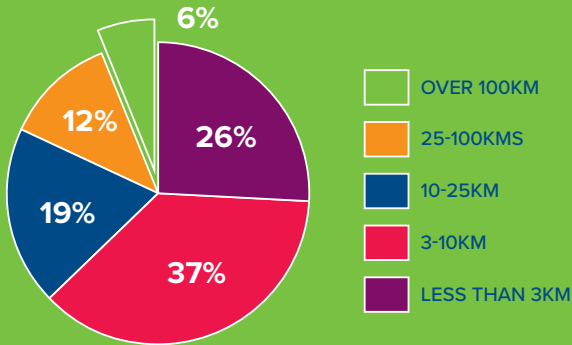
**68.5%**





# MOVING IN

DISTANCE MOVED FROM PREVIOUS ADDRESS

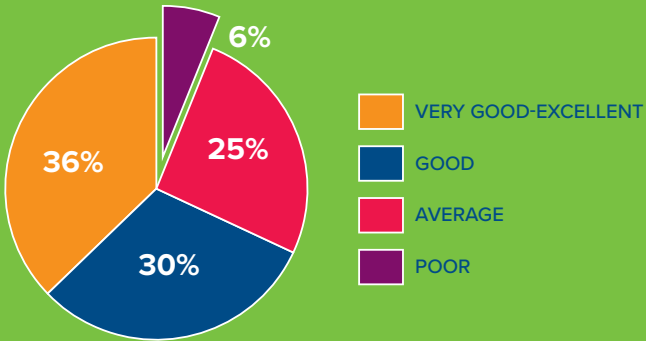


Note: Includes only those survey respondents who provided both previous and current address information.  
 \*Straight line distance from centre of postcode of previous address to current retirement village address



# CONTRACTS

SELF RATED UNDERSTANDING OF CONTRACT



# ADVICE

CONTRACT ADVICE RECEIVED FROM

SALES PERSON .....	50.5%	FINANCIAL .....	11.6%
FAMILY .....	25.0%	NONE .....	11.6%
LEGAL.....	13.9%		

\*Survey respondents could select all that apply  
 Survey conducted by the University of Adelaide for Office for the Ageing, SA Health  
[www.sahealth.sa.gov.au/officefortheageing](http://www.sahealth.sa.gov.au/officefortheageing)