



Australian Hospital Statistics 2011-12

Emergency Department Care
28 September 2012



Government
of South Australia

SA Health

Introduction

South Australia's hospital emergency departments are the best in Australia on a number of national indicators, a new report reveals.

The Australian Institute of Health and Welfare today released its 2011-12 Australian Hospital Statistics report on Emergency Department Care.

The report shows that South Australia is best or equal best in the nation in relation to:

- > The median wait to see a nurse or doctor
- > The proportion of patients seen on time
- > The time in which 90% of patients are seen

This is the best result that South Australia has ever achieved in national reporting on emergency department performance.

The State Government provided \$111 million over four years to enable people to be seen quicker in hospital emergency departments.

Our goal is for 90% of patients to be seen, treated and admitted or discharged within four hours by 2015.64% of patients had a stay of four hours or less in 2011-12, equal with the national average.

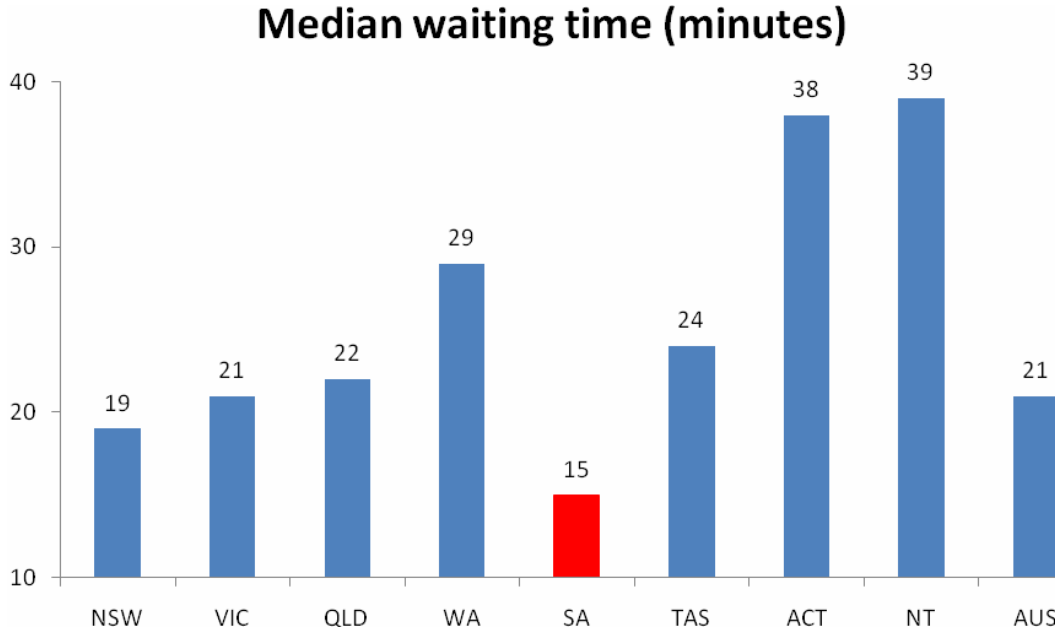
South Australia's median length of stay was lower than the national average in all five triage categories.

A recent review by Western Australian emergency department doctor Dr Mark Monaghan has suggested ways South Australia can make further improvements in this area.

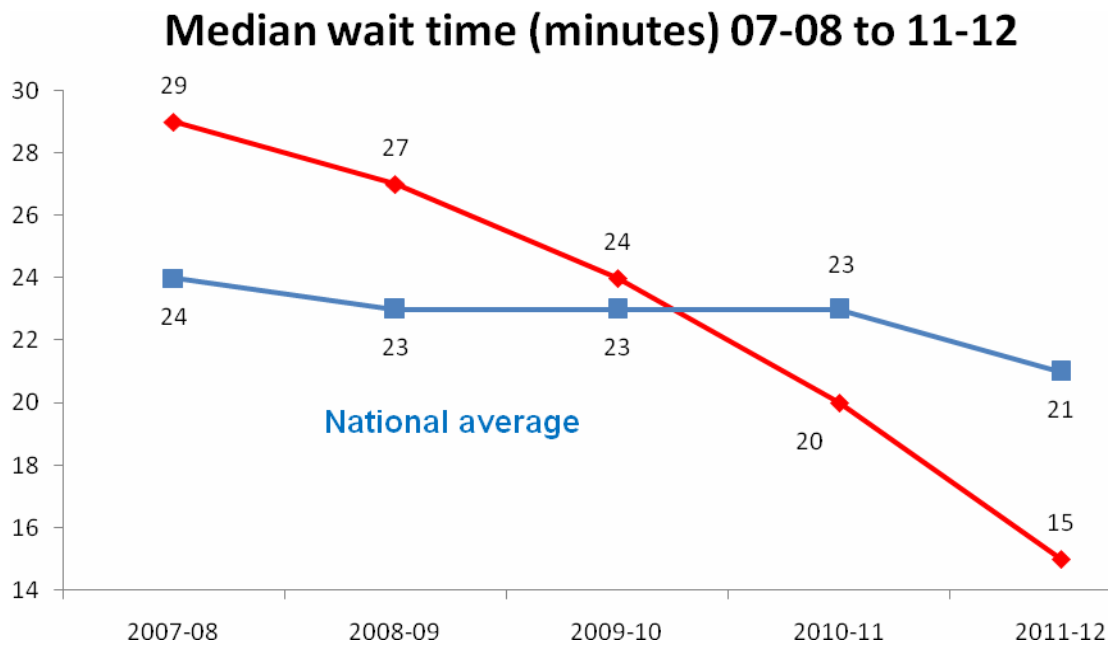
Summary Data

	NSW	VIC	QLD	WA	SA	TAS	ACT	NT	AUS
% SEEN IN TIME RANK	76 1	72 3	69 5	65 6	76 1	71 4	55 7	54 8	72
MEDIAN WAIT TIME RANK	19 2	21 3	22 4	29 6	15 1	24 5	38 7	39 8	21
90TH PERCENTILE WAITING TIME RANK	103 2	113 6	103 2	104 4	90 1	109 5	187 8	158 7	108
% WITHIN 4 HOURS RANK	60 7	65 3	64 5	79 1	64 5	66 2	58 8	65 3	64

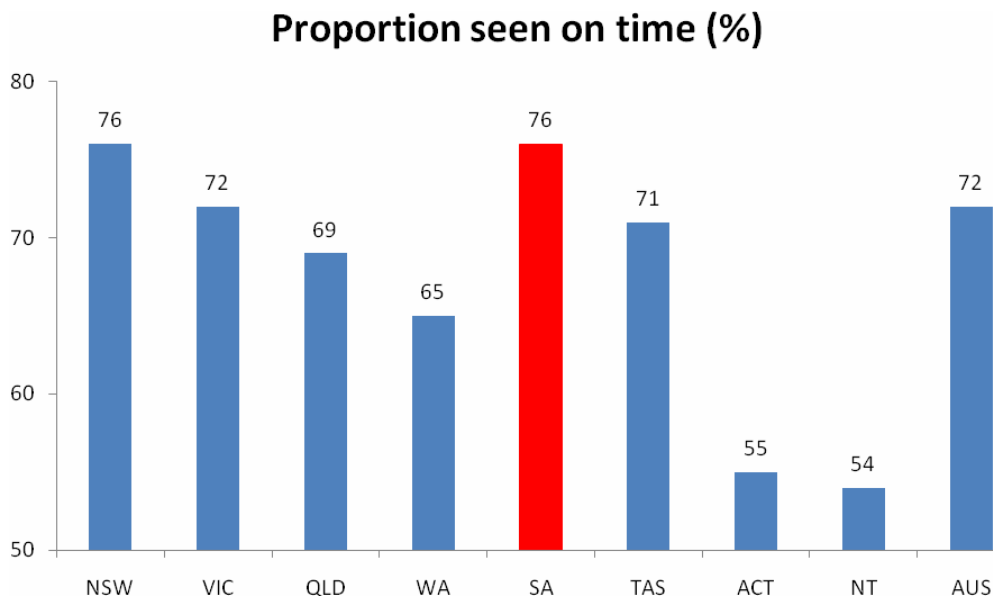
South Australia has shortest wait to see a nurse or doctor in the ED



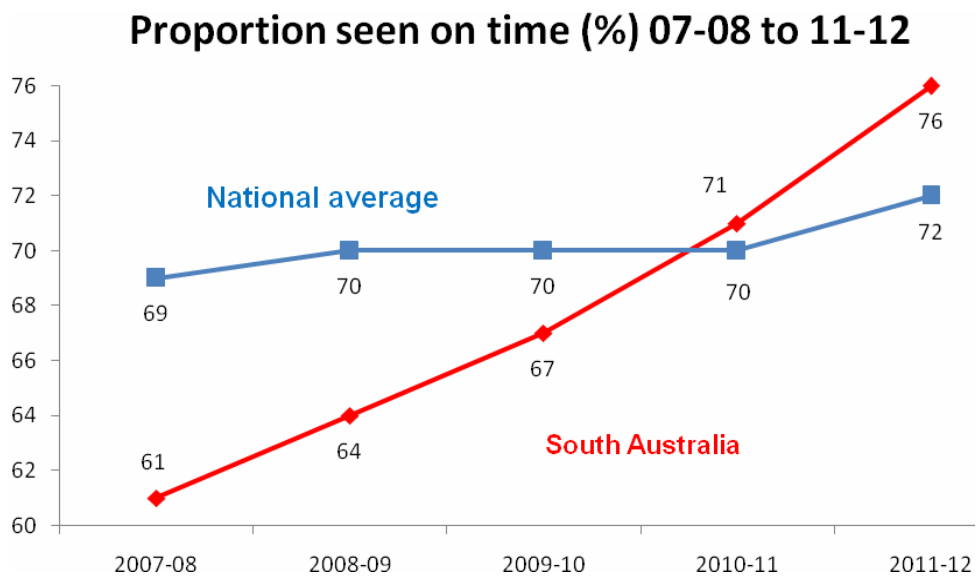
South Australians are seen quicker by a nurse or doctor in public hospital emergency departments than anywhere else in Australia.



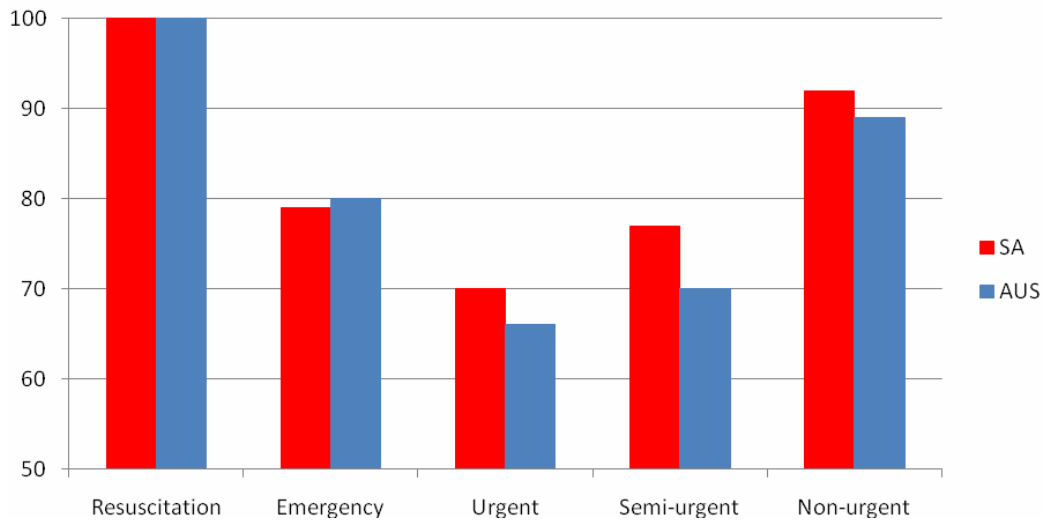
South Australians most likely to be seen on time in the ED



South Australians are most likely in the nation, along with those in New South Wales, to be seen within clinically recommended times in hospital emergency departments.

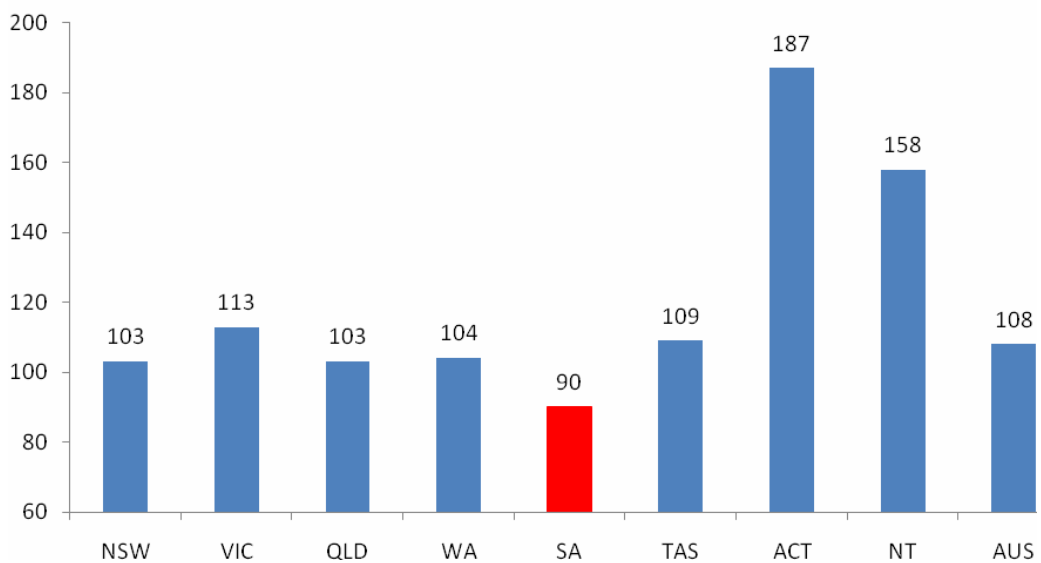


Proportion seen on time (%) by triage category



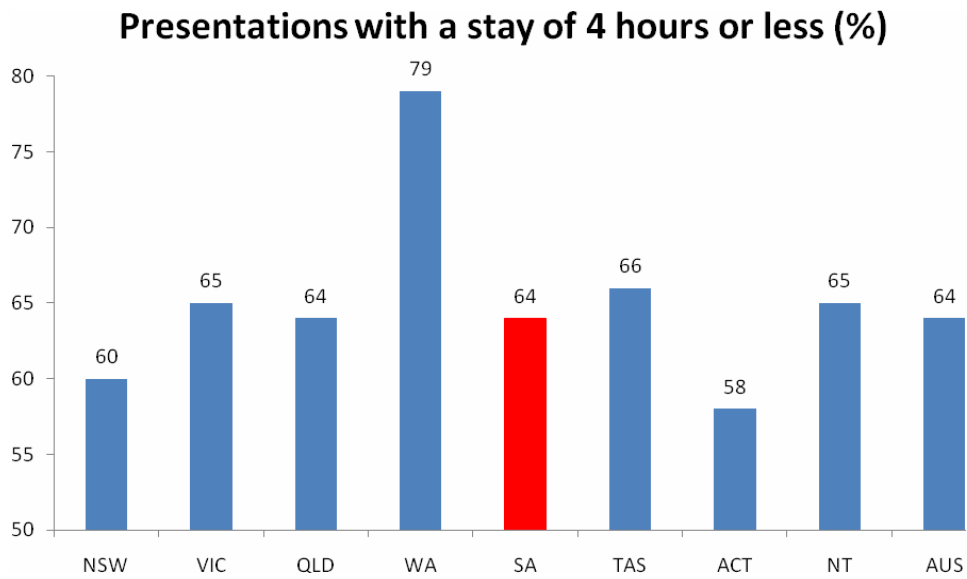
90% of patients seen quickest in SA hospital EDs

90th percentile waiting time (minutes)

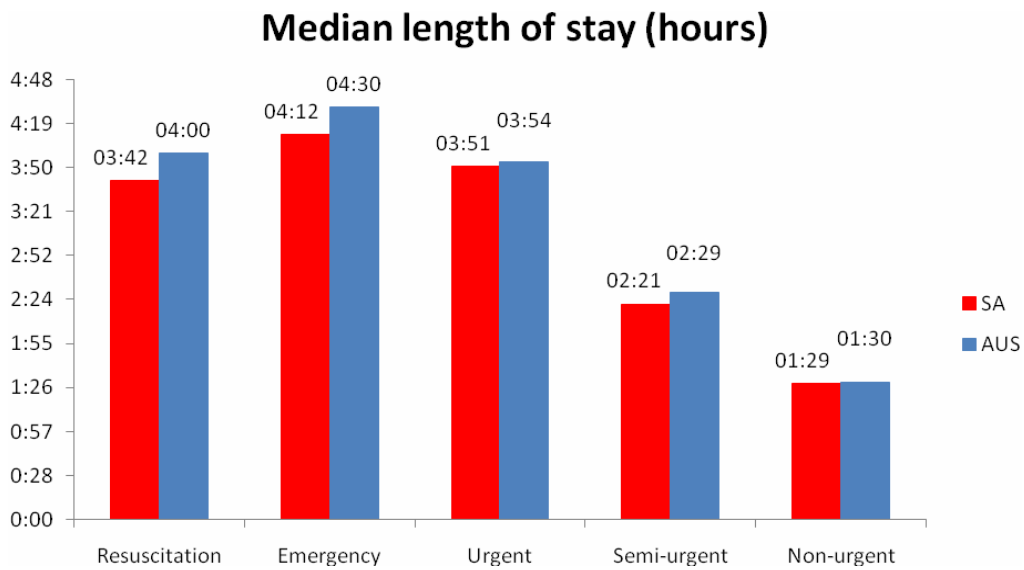


90% of patients are seen within 90 minutes in a South Australian hospital emergency department – the shortest wait in the nation.

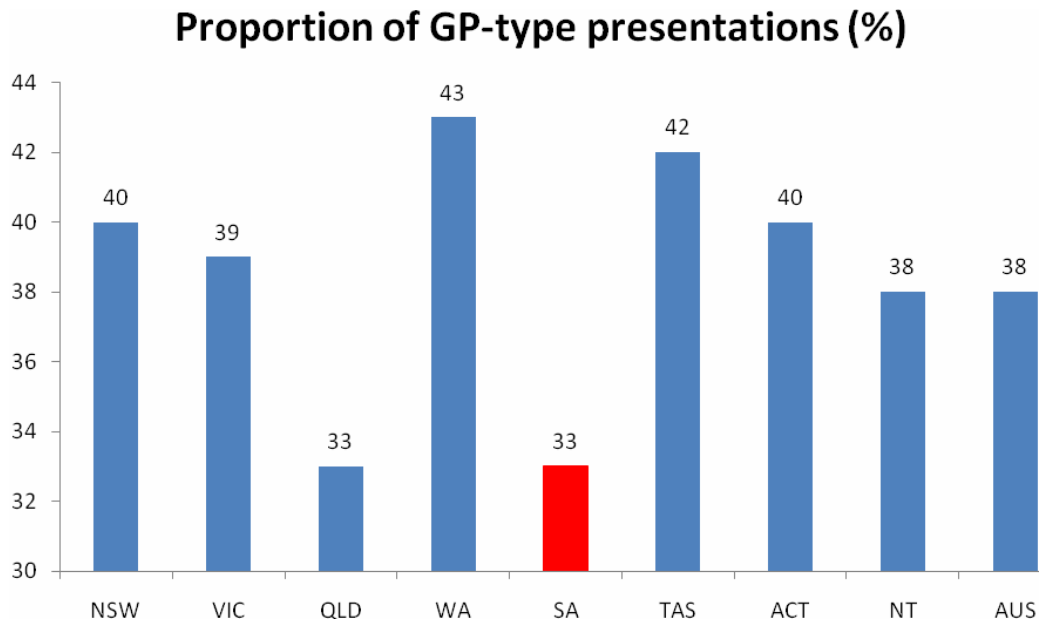
South Australia's 4-hour ED stay time is improving



64% of people presenting to hospital emergency departments in South Australia are seen, treated and admitted or discharged within four hours – consistent with the national average.



SA has fewest GP-type presentations to hospital EDs



South Australia's GP Plus hospital avoidance strategies are helping us to have the fewest presentations to hospital emergency departments that could be attended to by a GP.

Footnote

South Australia's results include major country hospitals for the first time in 2011-12, bringing us into line with other States.

The inclusion of these hospitals is responsible for the large increase in emergency department presentation numbers in the report (11.2%).

Metropolitan hospital emergency department presentations increased by just 0.3% between 2010-11 and 2011-12.